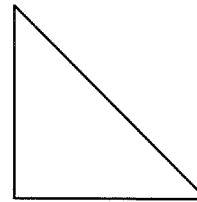
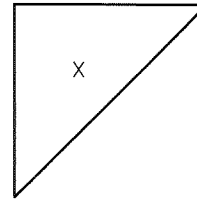
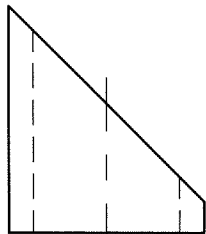
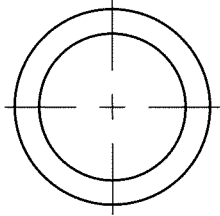


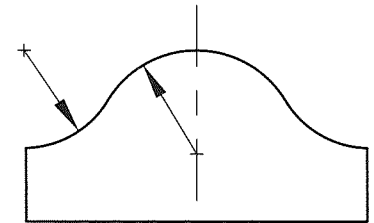
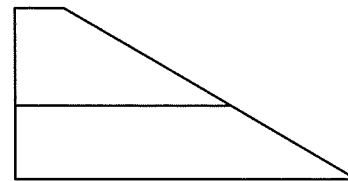
A DRAW A FRONTAL AUXILIARY VIEW OF SURFACE X.



B DRAW A HORIZONTAL AUXILIARY VIEW OF SURFACE X.



C DEVELOP THE TRUE SIZE AND SHAPE OF THE CIRCULAR SURFACE.



D DEVELOP THE TRUE SIZE AND SHAPE OF THE INCLINED SURFACE.

NAME

AUXILIARY PROJECTIONS

DATE

PROBLEM

12-1